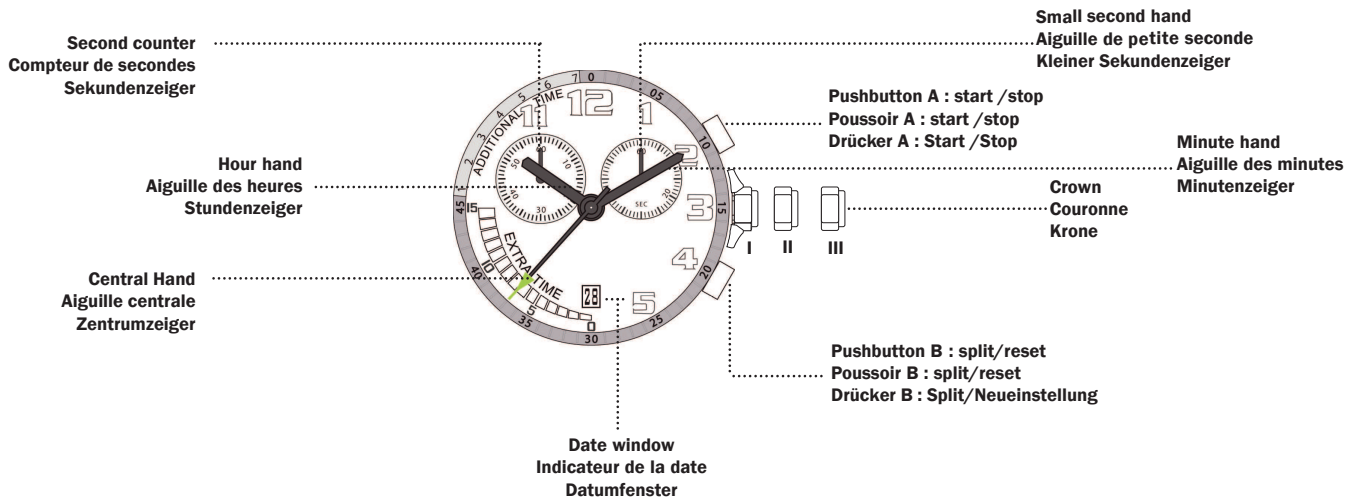


8271A (0000)

PRESENTATION – PRÉSENTATION – PRÄSENTATION

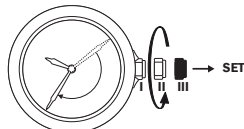


REGLAGES - SETTINGS - EINSTELLUNGEN

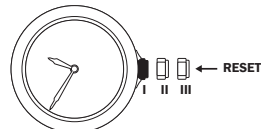
SETTING THE TIME  
HOUR AND MINUTE

REGLAGE DE  
L'HEURE ET MINUTE

EINSTELLEN DER ZEIT,  
STUNDEN UND MINUTEN



- 1.1 Pull the stem in pos. III
- 1.2 Turn the crown in the anticlockwise direction until the desired hour

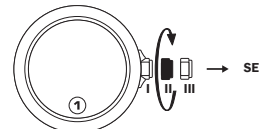


- 1.3 Push the stem in pos. I

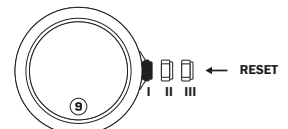
SETTING THE DATE  
CAUTION: NEVER CORRECT DATE  
BETWEEN 9 PM AND 0.30 AM.

CORRECTION DE LA DATE  
ATTENTION: LA CORRECTION  
DE LA DATE NE PEUT PAS SE  
FAIRE ENTRE 21H00 ET 0H30.

EINSTELLEN DES DATUMS  
ACHTUNG: DAS DATUM NICHT ZWISCHEN  
21.00 UHR UND 0.30 UHR EINSTELLEN.



- 2.1 Pull the stem in pos. II
- 2.2 Turn the crown in the clockwise direction until the desired date

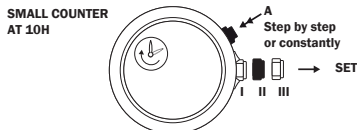


- 2.3 Push the stem in pos. I

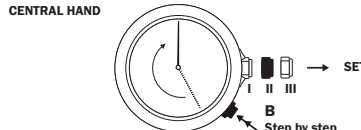
REINITIALIZING THE COUNTER HANDS

RE-INITIALISER LES AIGUILLES CHRONO

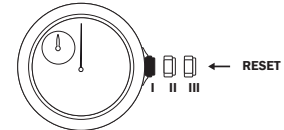
REINITIALISIERUNG DER ZEIGER



- 3.1 Pull the stem in pos. II
- 3.2 Push the pusher A step by step or constantly to adjust the hand at 10H



- 3.3 Push the pusher B step by step or constantly to adjust the central hand




- 3.4 Push the stem in pos. I

FONCTIONS - FONCTIONS - FUNKTIONEN


START / STOP / RESET THE CHRONOGRAPH

LANCER / ARRÊTER / MISE A ZERO DU CHRONOMETRE

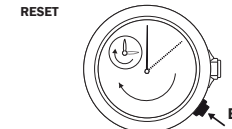
START / STOP NULLSTELLUNG DES ZEITMESSERS



- 4.1 Push the pusher A to start
- Two bips sound



- 4.2 Push the pusher A to stop
- One bip sound

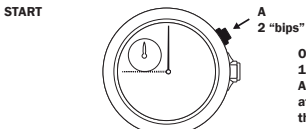


- 4.3 Push the pusher B to reset

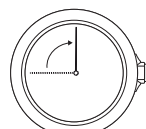
HALF TIME / MI-TEMPS / HALBZEIT

ADDITIONAL TIME / TEMPS ADDITIONNEL / ZUSATZZEIT

EXTRA TIME / PROLONGATION / VERLÄNGERUNG



- 5.1 Push the pusher A to start
- Two bips sound



- 5.2

After the 45 minutes or extra time of 15 minutes, the counting will pass automatically on additional time mode. In that mode, one minute is equal to an angle of 12° instead of 6°. The center second hand will count 7 and half extra minutes with a "bip" each minute. At the end, the center counter hand will go automatically to "0" (after an Half time) or 6 o'clock (after an Extra time) and the 10 o'clock small second counter hand will go to "60", with a bip sound.



- 5.3

Once the hands are at the zero position. Press B during 1 sec, the center hand will then move to the 6 o'clock position. Press A to start. Press B during 3 sec if you want to return at zero position.

MEASURING SPLIT TIME

Press B: a "bip" will be audible, stop but the movement is still counting, enabling you to read the elapsed time for goal as an example. Press B again: and the counter will catch up the time (fly back).

MESURE TEMPS INTERMEDIAIRE

Appui sur B: un "bip" retentit, arrêt des aiguilles mais le comptage continue, permet de lire le temps passé au moment d'un but par exemple. Appui de nouveau sur B: les aiguilles rattrapent le comptage en cours.

MESSEN DER ZWISCHENZEIT

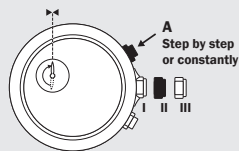
B drücken: ein Plepton ertönt, die Zeiger stoppen aber der Zähler läuft weiter und erlaubt trotzdem die verstrichene Zeit (z.B. bei einem Tor) zu sehen. Nochmaliges drücken von B: der Sekundenzeiger holt die gestoppte Zeit nach und zählt weiter.

CALIBRATION - INITIALISATION  
EICHEN

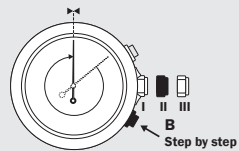
TO RESET CHRONOGRAPH,  
MINUTE AND SECOND CHRONOGRAPH  
AFTER BATTERY EXCHANGE  
OR MISHANDLING ONLY

INITIALISATION CHRONOMETRE,  
MINUTE ET SECONDE CHRONOMETRE  
SEULEMENT APRÈS CHANGEMENT DE  
LA PILE OU MAUVAISE MANIPULATION

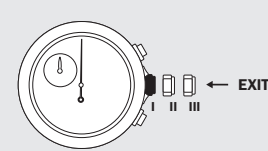
INITIALISIEREN DES CHRONOMETREN,  
MINUTEN UND SEKUNDEN, CHRONOMETR  
NUR NACH BATTERIEWECHSEL  
ODER UNKORREKTER HANDHABUNG



- 6.1 Pull the stem in pos. II
- Push B continually for quick setting and push step by step to adjust the hand



- 6.2 Push B continually for quick setting and push step by step to adjust the hand



- 6.3 Push the stem in pos. I to exit

INFO

BATTERY - PILE - BATTERIE  
399 - SR 927 W

SERVICE LIFE BATTERY: WITHOUT CHRONO = 39 MONTHS, WITH FOOTBALL FUNCTION 2H/W = 36 MONTHS  
DURÉE DE VIE DE PILE: SANS CHRONO = 39 MOIS, AVEC FONCTION FOOTBALL 2H/S = 36 MOIS  
LEBENSDAUER DER BATTERIE : OHNE CHRONO = 39 MONATE, MIT FUSSBALL FUNKTION 1 STD./T = 36 MONATE

0312129 IM - C

05-03-2015