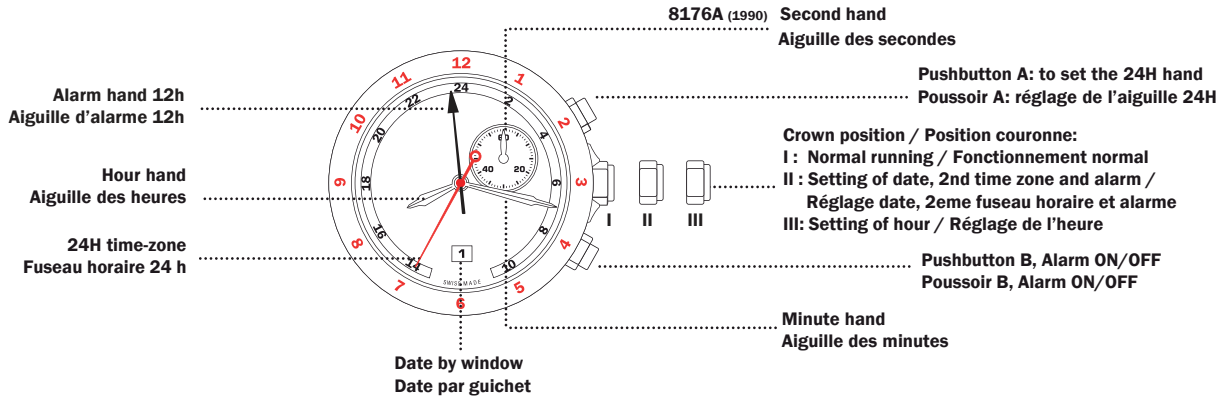


8176 A (1990) / C (2330)



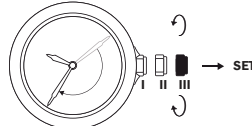
GMT 24 h, ALARM 12 HOURS, DATE, SMALL SECOND  
GMT 24 h, ALARME 12 HEURES, DATE, PETITE SECONDE

PRESENTATION – PRÉSENTATION



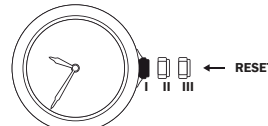
SETTINGS -- REGLAGES

**SETTING THE TIME**  
HOUR AND MINUTE



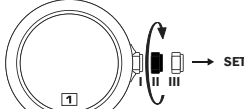
0.1 Pull the stem in pos. III  
0.2 Turn the crown until the desired hour

**REGLAGE DE L'HEURE**  
ET MINUTE



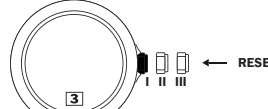
0.3 Push the stem in pos. I

**QUICK SETTING THE DATE**  
CAUTION: NEVER CORRECT DATE  
BETWEEN 9 PM AND 0.30 AM.



1.1 Pull the stem in pos. II  
1.2 Turn the crown in the clockwise  
direction until the desired date

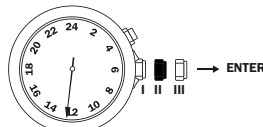
**CORRECTION RAPIDE DE LA DATE**  
ATTENTION: LA CORRECTION  
DE LA DATE NE PEUT PAS SE FAIRE ENTRE 21H00 ET 0H30.



1.3 Push the stem in pos. I


FUNCTIONS - FONCTIONS

**2nd TIME ZONE**

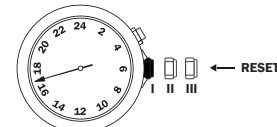


2.1 Pull the stem in pos. II

**2eme FUSEAU HORAIRE**

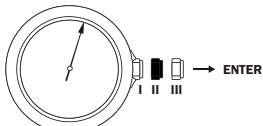


2.2 Push the pusher A until the  
desired hour



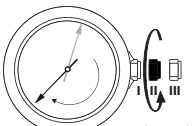
2.3 Push the stem in pos. I to reset

**ALARM TIME**  
SETTING

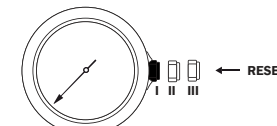


3.1 Pull the stem in pos. II

**REGLAGE DE L'HEURE**  
DE L'ALARME

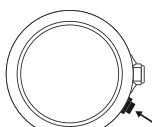


3.2 Turn the crown in anticlockwise  
direction until the desired hour



3.3 Push the stem in pos. I to reset

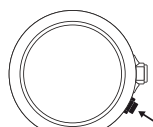
**ON / OFF**  
ALARM



2 "BIP" ALARM ON  
1 "BIP" ALARM OFF

4.1 Push the pusher B to activate the alarm  
Two bips sound.  
Push again to deactivate the alarm  
One bip sounds.

**ACTIVATION / DESACTIVATION**  
DE L'ALARME



B STOP ALARM

4.2 Push the pusher B to stop the alarm

**THE ALARM CYCLE WORKS AS FOLLOW:**

- When alarm hour occurs, the movement generates double beeps during 15 seconds.
- A second cycle of 15 seconds is generated two minutes after the beginning of the first one if alarm has not been switched off by the user.
- After the second cycle (if user don't stop it), the alarm is automatically switched off and will not restart until the user does not manually switch it on.

**LE CYCLE ALARME FONCTIONNE COMME SUIT:**

- Lorsque l'alarme sonne, le mouvement émet un double bips durant 15 secondes.
- Un second cycle de 15 secondes est émis 2 minutes après le début du premier cycle si l'alarme n'a pas été désactivée par l'utilisateur.
- Après le second cycle (si l'utilisateur n'a pas arrêté cette fonction), l'alarme est automatiquement désactivée et ne s'activera que si l'utilisateur le fait manuellement.

INFO